


FOCUS

INCASSO QUADRATO CON ANGOLI STONDATI
SQUARE RECESSED WITH ROUNDED CORNERS



Focus



OTHER AVAILABLE CODES

6163.Z.27.AC	<i>lens</i>	40°
	<i>light colour</i>	2700K
6163.Z.40.AC	<i>lens</i>	40°
	<i>light colour</i>	4000K
emergency		
6169.AC 4 R 40 E _ WD	<i>lens</i>	40°
	<i>light colour</i>	
	27	2700K
	30	3000K
	40	4000K
example of code composition	6169.AC 4 R 40 E 30 WD	

TECHNICAL FEATURES


Code	6163.Z.AC	6169.AC XX emergency
Type	Downlight 90°	Downlight 90°
Material	AC: AirCoral®	AC: AirCoral®
Absorption capacity*	4.05 m²	4.05 m²
Weight	1.8 Kg	2.3 Kg
Mounting	Ceiling recessed	Ceiling recessed
IP rating	IP40	IP40
Insulation class	III	III
Control gear	Remote constant current electronic driver (not included)	Remote ON/OFF driver (not included), inverter (included)
Dimensions	A: 140 mm	A: 140 mm
Cut out for plasterboard	155 × 155 mm	155 × 155 mm
Lamp type	LED 500 mA	LED 500 mA
	Vf: 18 VDC	
Lamp wattage	1 × 9W	1 × 9W
Luminous efficacy	1 × 1125 lm - 3000K	1 × 1125 lm - 3000K
Light distribution	Wide beam 40°	Wide beam 40°
Fitting	-	-
Light colour	White 3000K	White 3000K White 2700K I 4000K
Light hole	90 × 90 mm	90 × 90 mm
Voltage connection	By driver (optional)	220-240V · 50/60Hz
CRI	>90	>90
Emergency	-	1 hour
Energy efficiency class	A++	A++
Note	Extra white satin glass. Frosted glass recessed 30 mm into the ceiling.	Extra white satin glass. Frosted glass recessed 30 mm into the ceiling.
	Other available light colours: 2700K, 4000K.	

OPTIONAL

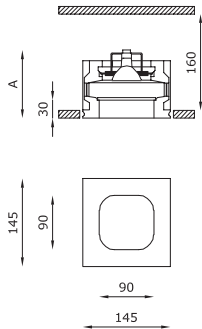
ON/OFF driver	cod. H8500.E	cod. H8500.E
Trailing and leading edge driver	cod. DRV0000163	cod. DRV0000163
DALI dimmable LED driver	cod. DRV0000029	cod. DRV0000029
PUSH dimmable LED driver	cod. DRV0000026	cod. DRV0000026
PUSH/1-10V/DALI dimmable LED driver	cod. DRV0000093	cod. DRV0000093
Brick box	cod. BR6163LT	cod. BR6169LT

For further info and other available drivers please see page 474

* The absorption capacity per m² calculated by the American organization TCNA (Tile Council of North America) is measured for an average room of 2.7 m in height and therefore expressed in m²



Focus



TECHNICAL FEATURES

Code	6161.AC	6162.AC
Type	Downlight 90°	Downlight 90°
Material	AC: AirCoral®	AC: AirCoral®
Absorption capacity*	4.05 m²	4.05 m²
Weight	1.7 Kg	1.7 Kg
Mounting	Ceiling recessed	Ceiling recessed
IP rating	IP40	IP40
Insulation class	III	I
Control gear	Electronic transformer (not included)	-
Dimensions	A: 120 mm	A: 120 mm
Cut out for plasterboard	155 × 155 mm	155 × 155 mm
Lamp type	QR CB 51	QPAR 16
Lamp wattage	1 × 50W max	1 × 50W max
Luminous efficacy	-	-
Light distribution	-	-
Fitting	GU5.3	GU10
Light colour	-	-
Light hole	90 × 90 mm	90 × 90 mm
Voltage connection	By driver (optional)	220-240V / 12V · 50/60Hz
CRI	-	-
Emergency	-	-
Energy efficiency class	A	A
Note	Extra white satin glass. Frosted glass recessed 30 mm into the ceiling.	Extra white satin glass. Frosted glass recessed 30 mm into the ceiling.

OPTIONAL

Trailing and leading edge driver	cod. H8060.LED	-
Kit LED dimmable	cod. 0008KIT	cod. 0009KIT
Brick box	cod. BR6161LT	cod. BR6162LT

For further info and other available drivers please see page 474



* The absorption capacity per m² calculated by the American organization TCNA (Tile Council of North America) is measured for an average room of 2.7 m in height and therefore expressed in m²