

PIPEDO

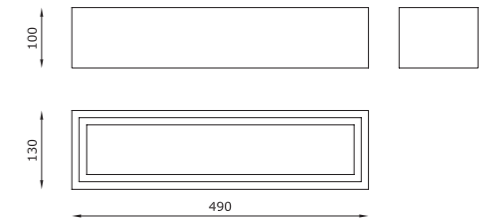


LAMPADA A PARETE, A LUCE DIRETTA, INDIRETTA O BIEMMISSIONE

WALL LAMP, DIRECT, INDIRECT OR BI-EMISSION LIGHT



Pipedo Open



OTHER AVAILABLE CODES


2916.27.AC	lens	120°
	light colour	2700K
2916.40.AC	lens	120°
	light colour	4000K (on request)

TECHNICAL FEATURES

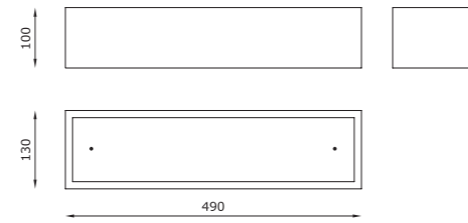
Code	2916.AC	2911.AC	2912.AC
Type	Wall lamp	Wall lamp	Wall lamp
Material	AC: AirCoral®	AC: AirCoral®	AC: AirCoral®
Absorption capacity*	10.09 m ²	10.09 m ²	10.09 m ²
Mounting	Wall mounting	Wall mounting	Wall mounting
IP rating	IP20	IP20	IP20
Insulation class	I	I	I
Control gear	Dimmable constant current driver (included)	-	-
Lamp type	LED 500 mA 	A 60 	QT-DE12 (75 mm)
Lamp wattage	2 × 12W	1 × 100W max	1 × 150W max
Luminous efficacy	2 × 1340 lm - 3000K	-	-
Light distribution	Wide beam 120°	-	-
Fitting	-	E27	R7s
Light colour	White 3000K	-	-
Voltage connection	220-240V · 50/60Hz	220-240V · 50/60Hz	220-240V · 50/60Hz
CRI	>90	-	-
Emergency	-	-	-
Energy efficiency class	A+	A+	A
Note	Trailing-edge and leading-edge dimming (20 - 100%). Satin glass included. Other available light colours: 2700K, 4000K (on request).	-	-



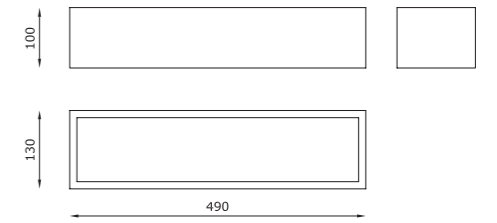
Private Villa, Milan | A. Castrignano | ph. F. Gambina



Private Villa, Milan | A. Castrignano | ph. F. Gambina



Pipedo Direct



Pipedo



OTHER AVAILABLE CODES

2968.27.AC	<i>lens</i>	120°
	<i>light colour</i>	2700K

TECHNICAL FEATURES

Code	2968.AC
Type	Wall lamp
Material	AC: AirCoral®
Absorption capacity*	13.31 m²
Mounting	Wall mounting
IP rating	IP40
Insulation class	I
Control gear	Dimmable constant current driver (included)
Lamp type	LED 500 mA
Lamp wattage	1 × 12W
Luminous efficacy	1 × 1340 lm - 3000K
Light distribution	Wide beam 120°
Fitting	-
Light colour	White 3000K
Voltage connection	220-240V · 50/60Hz
CRI	>90
Emergency	-
Energy efficiency class	A+
Note	Trailing-edge and leading-edge dimming (20 - 100%). Extra white frosted glass fixed with polycarbonate screws. Other available light colours: 2700K, 4000K (on request).

OTHER AVAILABLE CODES

2908.27.AC	<i>lens</i>	120°
	<i>light colour</i>	2700K

TECHNICAL FEATURES

Code	2908.AC	2901.AC	2902.AC
Type	Wall lamp	Wall lamp	Wall lamp
Material	AC: AirCoral®	AC: AirCoral®	AC: AirCoral®
Absorption capacity*	13.31 m²	13.31 m²	13.31 m²
Mounting	Wall mounting	Wall mounting	Wall mounting
IP rating	IP20	IP20	IP20
Insulation class	I	I	I
Control gear	Dimmable constant current driver (included)	-	-
Lamp type	LED 500 mA	A 60	QT-DE12 (115 mm)
Lamp wattage	1 × 12W	1 × 100W max	1 × 150W max
Luminous efficacy	1 × 1340 lm - 3000K	-	-
Light distribution	Wide beam 120°	-	-
Fitting	-	E27	R7s
Light colour	White 3000K	-	-
Voltage connection	220-240V · 50/60Hz	220-240V · 50/60Hz	220-240V · 50/60Hz
CRI	>90	-	-
Emergency	-	-	-
Energy efficiency class	A+	A+	A
Note	Trailing-edge and leading-edge dimming (20 - 100%). Satin glass included. Other available light colours: 2700K, 4000K (on request).	-	-

* The absorption capacity per m² calculated by the American organization TCNA (Tile Council of North America) is measured for an average room of 2.7 m in height and therefore expressed in m²