

TAURUS

ESTRAIBILE ED ORIENTABILE
1,2 O 3 PUNTI LUCE, BIANCO O NERO
REMOVABLE AND SWIVELLING
1, 2 OR 3 LIGHT POINTS, WHITE OR BLACK

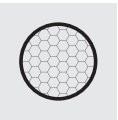


Taurus



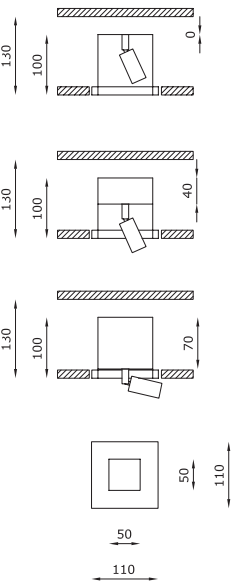
OTHER AVAILABLE CODES

1831.00. B 2 22 E 27 WD	<i>lens</i> <i>light colour</i>	22° 2700K
1831.00. B 2 22 E 40 WD	<i>lens</i> <i>light colour</i>	22° 4000K (on request)
1834.27.00	<i>lens</i> <i>light colour</i>	22° 2700K
1834.40.00	<i>lens</i> <i>light colour</i>	22° 4000K (on request)



OPTIONAL
Honeycomb: anti-glare screen
for proper light directionally.

Indoor Recessed



TECHNICAL FEATURES

Code	1831.00	1834.00
Type	Tilttable downlight ± 360° / ± 90° 	Tilttable downlight ± 360° / ± 90°
Material	00: Coral®	00: Coral®
Finishing	Black	White
Weight	1 Kg	1 Kg
Mounting	Wall and ceiling recessed	Wall and ceiling recessed
IP rating	IP40	IP40
Insulation class	III	III
Control gear	Remote constant current electronic driver (not included)	Remote constant current electronic driver (not included)
Cut out for plasterboard	120 × 120 mm	120 × 120 mm
Lamp type	LED 500 mA Vf: 11 VDC	LED 500 mA Vf: 11 VDC
Lamp wattage	1 × 6W	1 × 6W
Luminous efficacy	1 × 520 lm - 3000K	1 × 520 lm - 3000K
Light distribution	Beam 22°	Beam 22°
Fitting	-	-
Light colour	White 3000K	White 3000K
Light hole	50 × 50 mm	50 × 50 mm
Voltage connection	By driver (optional)	By driver (optional)
CRI	>90	>90
Emergency	-	-
Energy efficiency class	A++	A++
Note	Other available light colours: 2700K, 4000K (on request). Other available beams: 50° (on request).	Other available light colours: 2700K, 4000K (on request). Other available beams: 50° (on request).

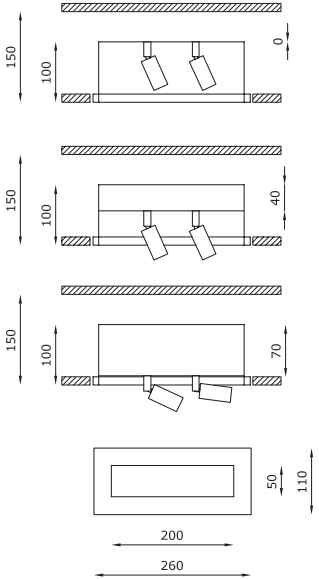
OPTIONAL

ON/OFF driver	cod. H8500.E	cod. H8500.E
Trailing and leading edge driver	cod. DRV0000163	cod. DRV0000163
DALI dimmable LED driver	cod. DRV0000029	cod. DRV0000029
PUSH dimmable LED driver	cod. DRV0000026	cod. DRV0000026
PUSH/1-10V/DALI dimmable LED driver	cod. DRV0000093	cod. DRV0000093
Honeycomb screen	cod. ACC0047	cod. ACC0047

For further info and other available drivers please see page 474



Taurus 2



OPTIONAL
Honeycomb: anti-glare screen
for proper light directionally.

OTHER AVAILABLE CODES

1832.00. B 2 22 E 27 WD	<i>lens</i> <i>light colour</i>	22° 2700K
1835.00 B 2 22 E 27 WD	<i>lens</i> <i>light colour</i>	22° 2700K
1835.40.00	<i>lens</i> <i>light colour</i>	22° 4000K (on request)

TECHNICAL FEATURES

Code	1832.00	1835.00
Type	Tilttable downlight ± 360° / ± 90° 	Tilttable downlight ± 360° / ± 90°
Material	00: Coral®	00: Coral®
Finishing	Black	White
Weight	2 Kg	2 Kg
Mounting	Wall and ceiling recessed	Wall and ceiling recessed
IP rating	IP40	IP40
Insulation class	III	III
Control gear	Remote constant current electronic driver (not included)	Remote constant current electronic driver (not included)
Cut out for plasterboard	270 × 120 mm	270 × 120 mm
Lamp type	LED 500 mA Vf: 2 × 11 VDC	LED 500 mA Vf: 2 × 11 VDC
Lamp wattage	2 × 6W	2 × 6W
Luminous efficacy	2 × 520 lm - 3000K	2 × 520 lm - 3000K
Light distribution	Beam 22°	Beam 22°
Fitting	-	-
Light colour	White 3000K	White 3000K
Light hole	50 × 200 mm	50 × 200 mm
Voltage connection	By driver (optional)	By driver (optional)
CRI	>90	>90
Emergency	-	-
Energy efficiency class	A++	A++
Note	Other available light colours: 2700K, 4000K (on request). Other available beams: 50° (on request).	Other available light colours: 2700K, 4000K (on request). Other available beams: 50° (on request).

OPTIONAL

ON/OFF driver	cod. H8500.E	cod. H8500.E
Trailing and leading edge driver	cod. DRV0000163	cod. DRV0000163
DALI dimmable LED driver	cod. DRV0000029	cod. DRV0000029
PUSH dimmable LED driver	cod. DRV0000026	cod. DRV0000026
PUSH/1-10V/DALI dimmable LED driver	cod. DRV0000093	cod. DRV0000093
Honeycomb screen	cod. ACC0047	cod. ACC0047

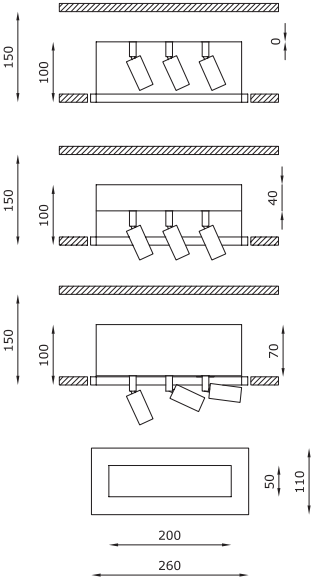
For further info and other available drivers please see page 474



Taurus 3



Indoor Recessed



OPTIONAL
Honeycomb: anti-glare screen
for proper light directionally.

OTHER AVAILABLE CODES

1833.00. B 2 22 E 40 WD	<i>lens</i> <i>light colour</i>	22° 4000K (on request)
1836.00 2 22 E 27 WD	<i>lens</i> <i>light colour</i>	22° 2700K

TECHNICAL FEATURES

Code	1833.00	1836.00
Type	Tilttable downlight ± 360° / ± 90° 	Tilttable downlight ± 360° / ± 90°
Material	00: Coral®	00: Coral®
Finishing	Black	White
Weight	2.1 Kg	2.1 Kg
Mounting	Wall and ceiling recessed	Wall and ceiling recessed
IP rating	IP40	IP40
Insulation class	III	III
Control gear	Remote constant current electronic driver (not included)	Remote constant current electronic driver (not included)
Cut out for plasterboard	270 × 120 mm	270 × 120 mm
Lamp type	LED 500 mA Vf: 3 × 11 VDC	LED 500 mA Vf: 3 × 11 VDC
Lamp wattage	3 × 6W	3 × 6W
Luminous efficacy	3 × 520 lm - 3000K	3 × 520 lm - 3000K
Light distribution	Beam 22°	Beam 22°
Fitting	-	-
Light colour	White 3000K	White 3000K
Light hole	50 × 50 mm	50 × 50 mm
Voltage connection	By driver (optional)	By driver (optional)
CRI	>90	>90
Emergency	-	-
Energy efficiency class	A++	A++
Note	Other available light colours: 2700K, 4000K (on request). Other available beams: 50° (on request).	Other available light colours: 2700K, 4000K (on request). Other available beams: 50° (on request).

OPTIONAL

ON/OFF driver	cod. H8500.E	cod. H8500.E
Trailing and leading edge driver	cod. DRV0000163	cod. DRV0000163
DALI dimmable LED driver	cod. DRV0000029	cod. DRV0000029
PUSH dimmable LED driver	cod. DRV0000026	cod. DRV0000026
PUSH/1-10V/DALI dimmable LED driver	cod. DRV0000093	cod. DRV0000093
Honeycomb screen	cod. ACC0047	cod. ACC0047

For further info and other available drivers please see page 474