


X1

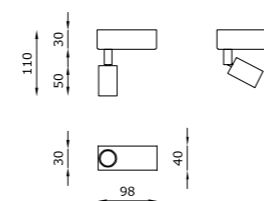


PRIETTORE MINIMALE.

X1 è un apparecchio illuminante da interni, disponibile con finitura bianca, nera, rose gold e champagne e lenti intercambiabili, adatto per installazione a soffitto o a parete. Caratterizzato da un proiettore dalle alte prestazioni, dal design minimale per avere il minimo impatto visivo, dotato di braccio direzionabile e inclinabile sull'asse verticale di 360°: una luce puntuale che sa valorizzare spazi e ambienti con discrezione, linearità ed eleganza, rendendo ogni singolo dettaglio il protagonista all'interno dello spazio progettuale. Un prodotto che fa della resistenza e della precisione le sue carte vincenti.

MINIMAL PROJECTOR.

X1 is an indoor luminaire installable on ceilings or walls. It is available with white, black or rose gold or champagne finishings and interchangeable lens. Characterized by a high-performance projector realized with an essential design to obtain a minimal visual impact, it is provided by an adjustable arm which can be inclined up to 360° vertically: a punctual light able to valorize space and environment in a subtle, uniform and elegant way, making every single detail the absolute protagonist of the architectonic project. A product which is by far the best choice in fact of resistance and precision.



A

CODE COMPOSITION

1101	2	S	E	ND	
					<i>light colour</i>
				27	2700K
				30	3000K
				40	4000K
					<i>lens</i>
				22	22°
				50	50°
					<i>finishing</i>
				WH	white
				BL	black
				A1	champagne
				A2	rose gold

example of code composition 1101 WH 2 S 22 E 30 ND

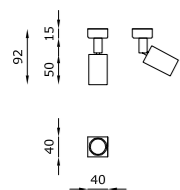
Indoor Surface stand alone



X1 (fig. A)
OmniDe Showroom
Arch. R. Oppido – London

TECHNICAL FEATURES

Code	1101 XX (fig. A)
Type	Projector ± 360° / ± 90°
Material	Aluminum
Finishing	White Black Champagne Rose Gold
Weight	0.4 Kg
Mounting	Wall and ceiling
IP rating	IP40
Insulation class	III
Control gear	Constant current electronic driver on board (included)
Lamp type	LED 500 mA
Lamp wattage	1 x 6W
Luminous efficacy	520 lm - 3000K
Light distribution	Beam 22° Beam 50° (on request)
Fitting	-
Light colour	White 3000K White 2700K 4000K (on request)
Voltage connection	220-240V · 50/60Hz
CRI	>90
Emergency	On request
Note	On request available dimmable PUSH or DALI, remote installation. Black tige and box for X1 champagne and rose gold.



B

CODE COMPOSITION

1102_2_S_E_WD	
	<i>light colour</i>
27	2700K
30	3000K
40	4000K
	<i>lens</i>
22	22°
50	50°
	<i>finishing</i>
WH	white
BL	black
A1	champagne
A2	rose gold

example of code composition 1102 WH 2 S 22 E 30 WD

TECHNICAL FEATURES

Code	1102 XX (fig. B)
Type	Projector ± 360° / ± 90°
Material	Aluminum
Finishing	White Black Champagne Rose Gold
Weight	0.4 Kg
Mounting	Wall and ceiling
IP rating	IP40
Insulation class	III
Control gear	Constant current electronic driver, remote installation (not included)
Lamp type	LED 500 mA Vf: 11 VDC
Lamp wattage	1 x 6W
Luminous efficacy	520 lm - 3000K
Light distribution	Beam 22° Beam 50° (on request)
Fitting	-
Light colour	White 3000K White 2700K 4000K (on request)
Voltage connection	By driver (optional)
CRI	>90
Emergency	On request
Note	On request available dimmable PUSH or DALI, remote installation. Black tige and box for X1 champagne and rose gold.

OPTIONAL ACCESSORIES

product code	optional code	description	info
1102 XX	H8500.E	Constant current electronic driver. Remote installation	Suitable for n°3 code 1102 XX - 500 mA
	H8500.C	Constant current electronic driver. Remote installation	Suitable for n°1 code 1102 XX - 500 mA



X1 (fig. B)
Chalet Sauze d'Oulx – AB2ER, Lighting And

