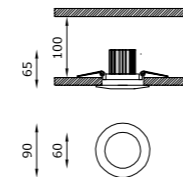


XJR9



matt white

La soluzione ottimale per sottolineare dettagli e particolari: XJR9, apparecchio da interni a incasso per installazione in parete o soffitto di cartongesso, disponibile con finitura bianca, è una lezione di equilibrio tra bellezza ed eleganza, stile e discrezione. La sorgente luminosa, con meccanica a vista orientabile, crea una luce che sa impreziosire gli ambienti senza sovrapporsi ad essi.

The best solutions for underlining details and hues: XJR9, a recessed indoor luminaire installable on plasterboard walls or ceilings, is available with white finishings and provides a balance between beauty and elegance, style and discretion. The light source with adjustable visible mechanisms creates beams which embellish the environment without invading it.

CODE COMPOSITION

1041 WH 2 R 40 E _ WD	<i>light colour</i>	
	27	2700K
	30	3000K
	40	4000K
1044 WH 4 R 40 E 98 WD		
example of code composition	1041 WH 2 R 40 E 30 WD	

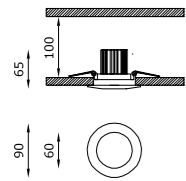
TECHNICAL FEATURES

Code	1041 XX	1044 XX
Type	Tiltable downlight and wall recessed ± 30° 	Tiltable downlight and wall recessed ± 30°
Material	Aluminum	Aluminum
Finishing	White	White
Weight	0.20 Kg	0.20 Kg
Mounting	Wall and ceiling recessed	Wall and ceiling recessed
IP rating	IP20	IP20
Insulation class	III	III
Control gear	Constant current electronic driver (not included)	Remote constant current electronic driver** (not included)
Cut out for plasterboard	Ø 75 mm	Ø 75 mm
Lamp type	LED 500 mA Vf: 18 VDC	LED 350 mA Vf: 17 VDC
Lamp wattage	1 x 9W	1 x 6W
Luminous efficacy	1125 lm - 3000K	600 lm (from 1800K up to 3000K)
Light distribution	Wide beam 40°	Wide beam 40°
Fitting	-	-
Light colour	White 3000K White 2700K 4000K (on request)	Dimming range 1800/3000K
Voltage connection	By driver (optional)	By driver (optional)
CRI	>90	95
Emergency	-	-
Note	On request available dimmable PUSH or DALI.	On request available dimmable PUSH or DALI, remote installation.

**XJR9 Dim to Warm requires dimming: amplitude (AM) IEEE1789-2015 dim to warm wide range input voltage.

OPTIONAL ACCESSORIES

product code	optional code	description	info
1041 XX	H8500.E	Constant current electronic driver	Suitable for n°2 code 1041 XX - 500 mA
	H8500.B	Constant current electronic driver	Suitable for n°1 code 1041 XX - 500 mA
1044 XX	H8350DA.AM	Dimming: amplitude (AM) DALI	Suitable for n°2 code 1044 XX
	H8350PH.AM	Dimming: amplitude (AM) PUSH	Suitable for n°2 code 1044 XX






CODE COMPOSITION

1042 WH 6 R 00 E 00 WD

1043 WH 6 R 00 E 00 WD

TECHNICAL FEATURES

Code	1042 XX	1043 XX
Type	Tilttable downlight and wall recessed +/-30° 	Tilttable downlight and wall recessed +/-30° 
Material	Aluminum	Aluminum
Finishing	White	White
Weight	0.10 Kg	0.10 Kg
Mounting	Wall and ceiling recessed	Wall and ceiling recessed
IP rating	IP20	IP20
Insulation class	III	I
Control gear	Electronic transformer (not included)	-
Cut out for plasterboard	Ø 75 mm	Ø 75 mm
Lamp type	QR CB 51 	QPAR 16 
Lamp wattage	50W max	50W max
Luminous efficacy	-	-
Light distribution	-	-
Fitting	GU5.3	GU10
Light colour	-	-
Voltage connection	By driver (optional)	220-240V · 50/60Hz
CRI	-	-
Emergency	-	-
Note	-	-

OPTIONAL ACCESSORIES

product code	optional code	description	info
1042 XX	H8060.LED	Dimmable electronic transformer	Max watt 60W Volts · Hz 230/12V · 50/60Hz
	0008KIT	Kit LED dimmable	Bulb 7W · 12V
1043 XX	0009KIT	Kit LED dimmable	Bulb 6W · 220-240V

