

UNDERLINE IP68

LUCE INTEGRATA
NELLA PAVIMENTAZIONE

*LIGHT INTEGRATED
IN THE PAVING*

può essere appoggiato
direttamente sul terreno
(senza scavi) oppure
incollato su un basamento
preesistente

*it can be rested directly
on the ground (without
excavations) or glued onto
a pre-existing base*




IP68


alto indice di protezione da agenti esterni
high protection index from external agents

INSTALLATION


installation above the ground



installation level with the ground

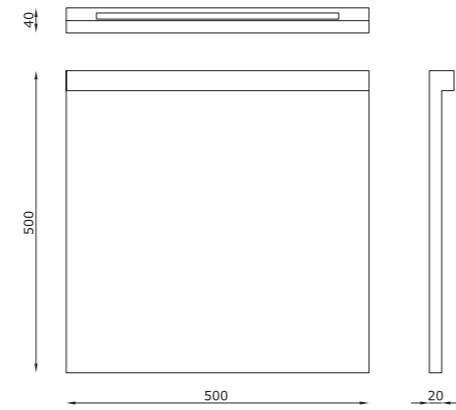



Underline è pedonabile
Underline is walkable



LAMPADA DA TERRA CALPESTABILE, PITTURABILE,
INERTE AL SALE E AL CLORO



*WALKABLE FLOOR LAMP, PAINTABLE,
SALT AND CHLORINE INERT*



Underline IP68




TECHNICAL FEATURES

Code	1741.DC
Type	Ground lamp 
Material	DC: DurCoral®
Weight	11 Kg
Mounting	Ground lamp
IP rating	IP68
Insulation class	II
Control gear	Remote constant voltage driver (not included)
Lamp type	LED 24V 
Lamp wattage	1 × 5.5W
Luminous efficacy	1 × 40 lm/W - 3000K
Light distribution	Wide beam 120°
Fitting	-
Light colour	White 3000K
Light hole	400 × 15 mm
Voltage connection	By driver (optional)
CRI	90
Emergency	-
Energy efficiency class	A++
Note	On request available dimmable PUSH or DALI, remote installation.

OPTIONAL

ON/OFF driver	cod. H8024.D
---------------	--------------

For further info and other available drivers please see page 474



SUPERFUTUREDESIGN®