


C1 48V



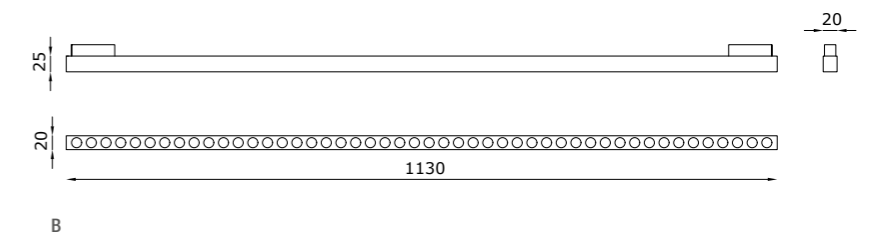
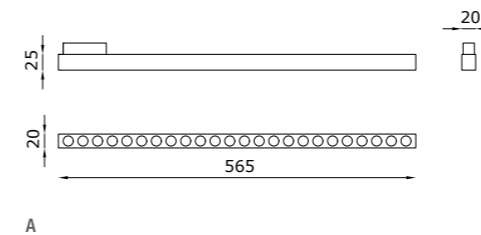
matt black

TOTALMENTE A SCOMPARSA NEI BINARI B-INSIDE E B55

C1 è un modulo LED lineare per ambienti interni, adatto per installazioni su binario 48V per la serie B-INSIDE e B55. È disponibile in due lunghezze (565 mm e 1130 mm) e con tre ottiche differenti (20°, 30° e 26° x 42°) che permettono di illuminare in modo diretto gli spazi. Il prodotto con UGR <15 (lente 20°), <14 (lente 30°) e <18 (lente 26° x 42°) è adatto a tutte le situazioni in cui è richiesto uno specifico antiabbagliamento.

TOTALLY RECESSED INTO THE B-INSIDE AND B55 TRACKS

C1 is a linear LED module for interiors, suitable to be installed on a 48V track for the B-INSIDE and B55 series and with three different lengths (565 mm and 1130 mm) and with three different optics (20°, 30° and 26° x 42°) allowing spaces to be lit directly. The product with UGR <15 (lens 20°), <14 (lens 30°) e <18 (lens 26° x 42°) is suited to all situations in which a specific anti-dazzle effect is required.



CODE COMPOSITION

T048 L 00012 B1 0

<i>dimmiability</i>	
ND	non dimmable
DA	DALI
11	1-10V
<i>light colour</i>	
27	2700K
30	3000K
40	4000K
<i>lens</i>	
20	20°
30	30°
42	26° x 42°

T048 L 00013 B1 0

<i>dimmiability</i>	
ND	non dimmable
DA	DALI
<i>light colour</i>	
27	2700K
30	3000K
40	4000K
<i>lens</i>	
20	20°
30	30°
42	26° x 42°

example of code composition T048 L 00012 **W1 20 27 ND 0**

TECHNICAL FEATURES

Code	T048 L 00012 XX (fig.A)	T048 L 00013 XX (fig.B)
Type	LED module	LED module
Material	Aluminum	Aluminum
Finishing	Black	Black
Weight	0.4 Kg	0.8 Kg
Mounting	Track 48V	Track 48V
IP rating	IP20	IP20
Insulation class	III	III
Control gear	Electronic driver on board (included)	Electronic driver on board (included)
Lamp type	LED	LED
Lamp wattage	10W	18W
Luminous efficacy	1200 lm - 3000K	2100 lm - 3000K
Light distribution	Beam 20° Beam 30° 26° x 42° (on request)	Beam 20° Beam 30° 26° x 42° (on request)
Fitting	-	-
Light colour	White 3000K White 2700K White 4000K (on request)	White 3000K White 2700K White 4000K (on request)
Voltage connection	48 VDC	48 VDC
CRI	>90	>90
UGR	<15 (lens 20°) <14 (lens 30°) <18 (lens 26° x 42°)	<15 (lens 20°) <14 (lens 30°) <18 (lens 26° x 42°)
Emergency	-	-
Note	Suitable for B-INSIDE and B-55.	Suitable for B-INSIDE and B-55.

