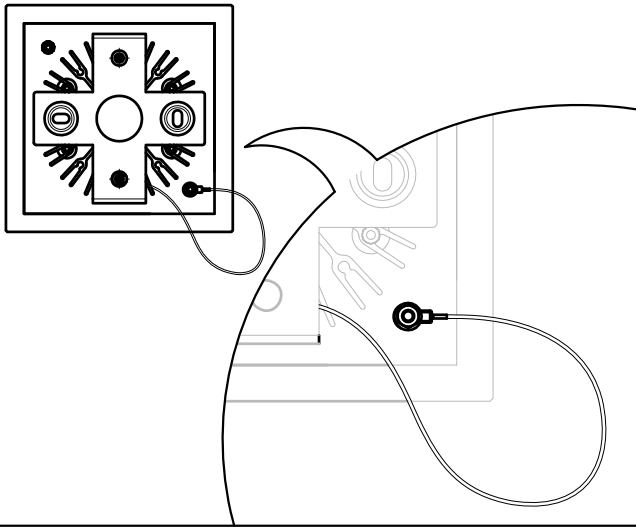




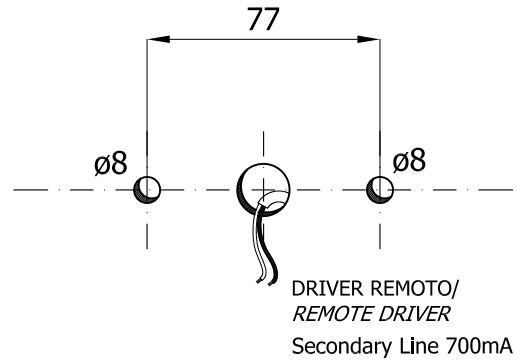
**RIMUOVERE TEMPORANEAMENTE IL CAVO DI SICUREZZA**

*TEMPORARILY REMOVE THE SECURITY CABLE*

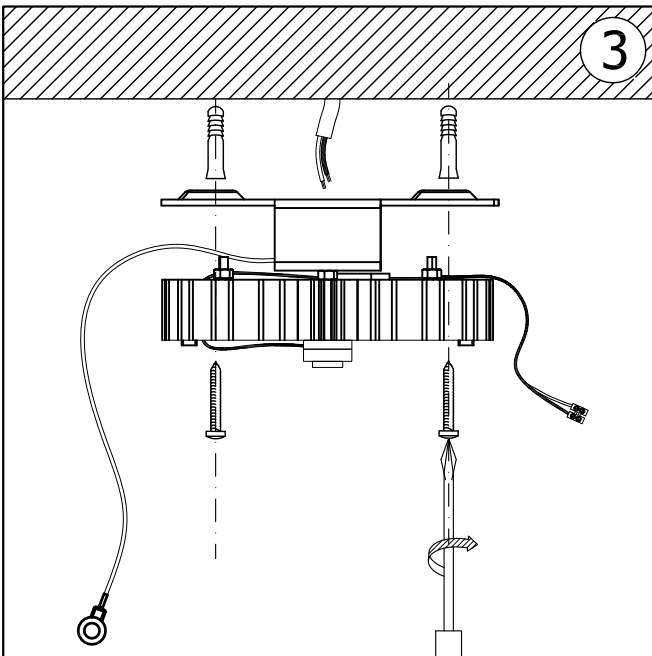
1



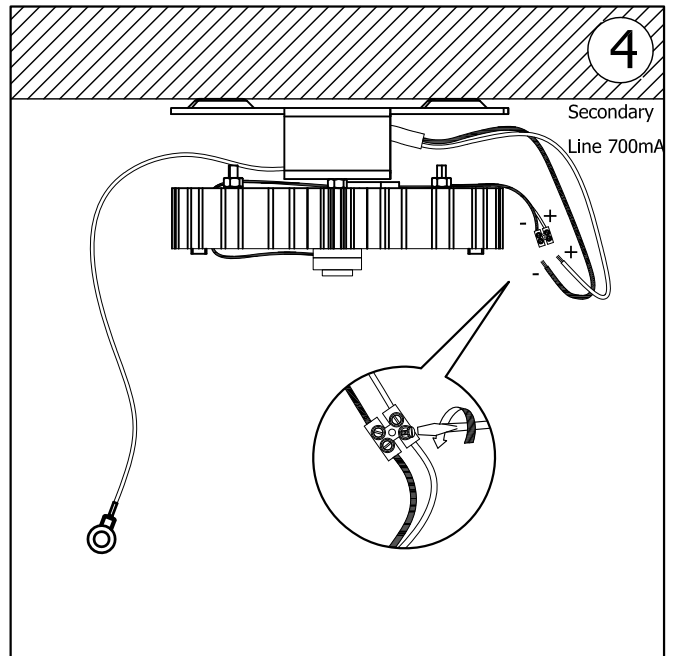
2



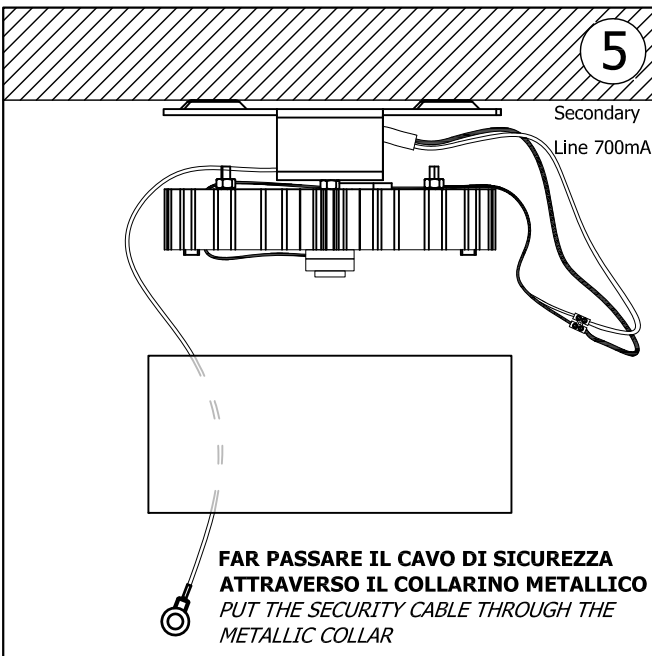
3



4



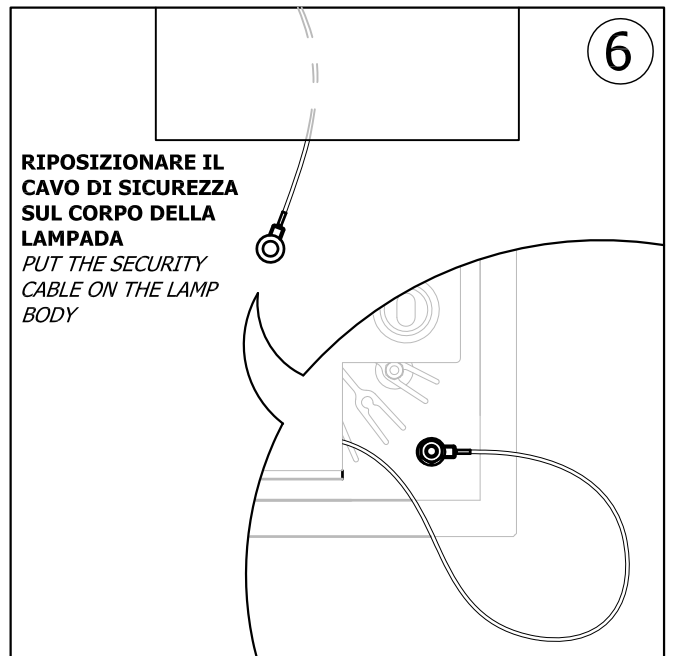
5


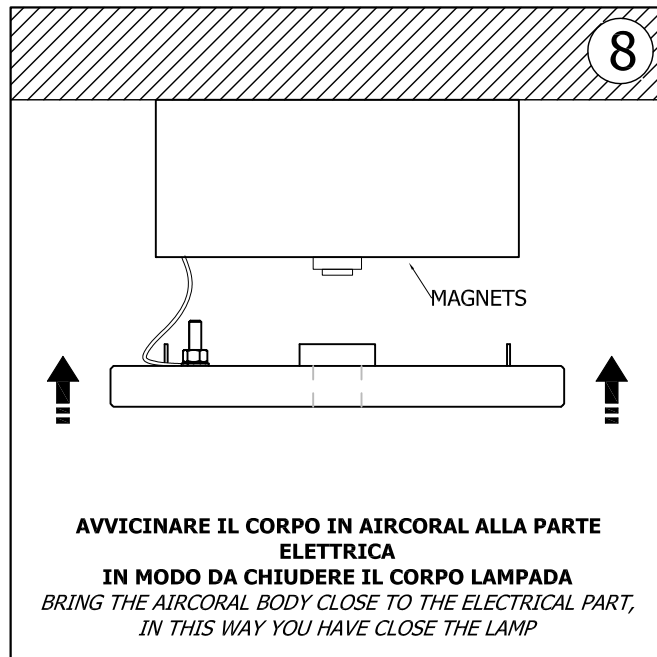
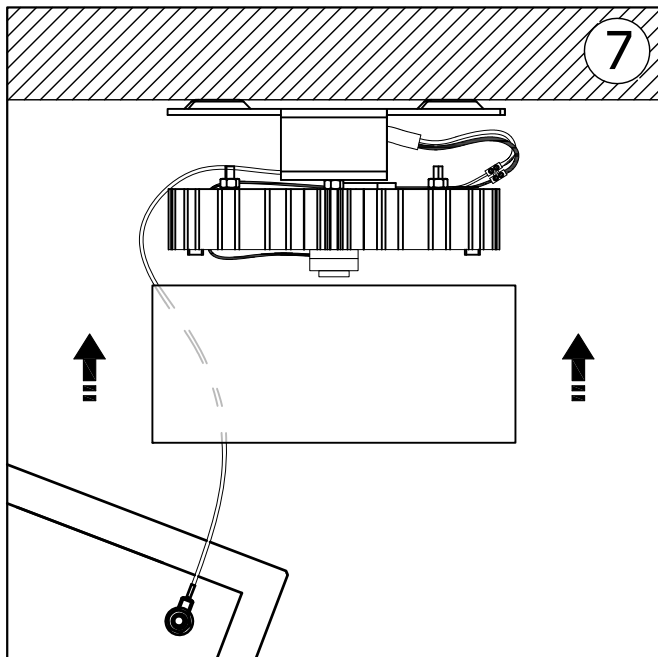


6

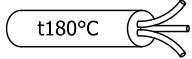
**RIPOSIZIONARE IL CAVO DI SICUREZZA SUL CORPO DELLA LAMPADA**

*PUT THE SECURITY CABLE ON THE LAMP BODY*





# AVVERTENZE - WARNING - WARNUNG

- Per i collegamenti utilizzare alimentatori/driver elettronici certificati.
  - For the connection use certified/driver electronic ballast.
  - Für die Schaltung zertifizierte elektronischem Vorschaltgerät/Fahrer.
  
  - Utilizzare cavi di alimentazione, interconnessione o cablaggio esterno resistenti al calore.
  - Use of heat resistant supply cables, interconnecting cables or external wiring.
  - Hitzebeständige Leiter, Anschlüsse oder externe Verdrahtung verwenden.
- 
- La sorgente luminosa contenuta in questo apparecchio deve essere sostituita esclusivamente dal costruttore, dal suo servizio di assistenza o da personale qualificato equivalente.
  - The light source in this fitting must be replaced only by the manufacturer, its assistance service or by personnel with equivalent qualifications, in order to avoid the risk of danger.
  - Die Lichtquelle in diesem Gerät darf nur vom Hersteller, seinem Kundendienst oder vom entsprechenden Fachpersonal ausgetauscht werden, um Gefahren zu vermeiden.
  
  - Il prodotto è in classe di rischio 1 (basso rischio) in accordo con la EN62471
  - The product falls in risk class 1 (low risk) in accordance with EN 62471.
  - Das Produkt ist in der Risikoklasse 1 eingestuft (niedriges Risiko) und entspricht EN 62471.
  
  - Utilizzare driver in corrente costante 700 mA.
  - Use output converter in steady current 700mA.
  - Ausgang in Konstantstrom verwenden 700mA.
  
  - Informazioni tecniche: per lunghezza massima dei cavi tra convertitore e modulo LED contattare l'azienda.
  - Technical information: for max. cable length between converter and LED module please contact the company.
  - Technische Information: für Empfohlene max. Kabellänge zwischen Konverter und LED Modul bitte kontaktieren Sie das Unternehmen.
  
  - Porre la massima attenzione alla polarità (+, cavo rosso/-, cavo nero) di connessione per non provocare danni. Connessione LED in serie.
  - Pay maximum attention to the polarity (+, red cable/-, black cable) of the electric connection in order to avoid damages. LED connection in series.
  - Faire maximale attention à la polarité (+, câble rouge/-, câble noir) de la connexion électrique pour non provoquer des dommages. Connexion LED en série.
  - Zur Vermeidung von Schäden, die Polarität (+, rotes Kabel/-, schwarzes Kabel) des elektrischen Anschlusses beachten. LED Anschluss in Serie.