Buzzi & Buzzi
Via Milano, 17
20060 Pozzo D'Adda (Milano)
Tel. +39 02 9094942 / 4 - Fax. +39 02 9094006
E-mail: buzzi@buzzi-buzzi.it Web site: www.buzzi-buzzi.it

Buzzi & Buzzi

ATTENZIONE:
Tutte le operazioni di montaggio, manutenzione e sostituzione lampadine, vanno eseguite assicurandosi che la rete di alimentazione sia disinserita.
ATTENTION:
Toutes les opérations de montage, entretien et remplacement des ampoules ne doivent être effectuées qu'après avoir coupé le courant.
CUIDADO:
Todas las operaciones de montaje, manutención y substitución de lámparas tienen que realizarse después de comprobar que la red de suministro está desconectada.
ACHTUNG:
Montage, Wartung und Lampenwechsel dürfen nur nach Unterbrechtung des Netzanschlusses durchführt werden.
WARNING:
when carryng out all assebly, maintenance and bulbs replacement operations, make sure that the supply is OFF.



ATTENZIONE:
La sicurezza dell'apparecchio è garantita con l'uso appropriato delle istruzioni. Pertanto è necessario conservarle.
ATTENTION:
La sûreté de l'appareil est garantie avec l'utilisation appropriée des istructions. Il est donc nécessaire de les garder.
CUIDADO:
La seguridad del aparado está garantizada se si hace el uso apropriado de las siguientes instrucciónes. Por lo tanto es necesario conservarlas.
ACHTUNG:
Die Sicherheit des Gerätes ist nur garantiert, wenn die folgenden Vorschriften eingehalten werden. Es ist daher notweding diese aufzubewahren.
WARNING:
The safety of the fitting is guaranteed by the correct use of the instructions. It is therefore necessary to keep them.

AVVERTENZA:
L'apparecchio non deve essere usato senza lo schermo di protezione. In caso di danneggiamento sostituirlo prima di riutilizzare l'apparecchio. Utilizzare esclusivamente lampadine conformi alle norme C.E.I.
AVVERTISSEMENT:
L'appareil ne doit pas être utilisé sans écran de protection. Remplacer l'écran en cas d'endommagement avant de reutiliser l'apparel. N'installer que des ampoules conformes aux normes C.E.I.
ADVERTENCIA:
El aparato no debe ser usado sin la pantalla de protección. En caso de averia de la misma, substituirla antes de volver a utilizar el aparato. Utilizar exclusivamente bombillas conformes a las normas C.E.I.
ACHTUNG:
Das Gerät darf nicht ohne Schutzschirm benutzt werden. Bei Beschädigung diesen auswechsein bevor das Gerät wieder benutzt wird. Es dürfen ausschliesslich Birnen verwendet werder, die den C.E.I. - Normen entsprechen.
ATTENTION:
Do not use the unit without the safety screen. If damaged, replace it before using the unit. Use bulbs in compliance with C.E.I. Standards.

0,5m

IMPORTANTE
Durante l'uso della lampada fare attenzione che la distanza dello schermo dalla superficie illuminata non sia inferiore a 0,5 m.
IMPORTANT
S'assurer que lorsque la lampe est allumée la distance entre l'écran et la surface éclairée n'est pas inférieure à 0,5 m.
IMPORTANTE
Durante el uso de la lámpara tener atención de que la distancia de la parabola reflectante a la superficie illuminada no sea in ningun caso inferior a 0,5 m.
WICHTIG
Wenn die Lampe eingeschaltet ist, darf der Abstand zwischen Schirm und beleuchteter Fläche nicht kleiner als 0,5 m sein.
IMPORTANT
When the lamp is ON, make sure that the distance between the screen and the lighted surface is not less than 0,5 m.

TORCE
design Alfredo Pollice

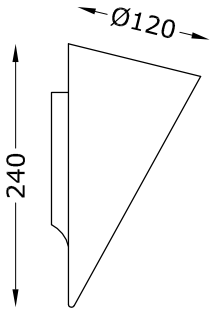

Lampada da parete
Wall lamp
Wandleuchten

2021
100W A60 IAA
E27 230 50-60Hz

IP20 CE F 0,5m

Per difetti riscontrati indicare il numero di controllo.

En cas de défauts mentionner le número de contróle.

En caso de defectos hacer mención del número de control.

Für eventuell festgestellte Mängel bitte die Kontrollnummer angeben.

For any manufacturing defect refer to the check number.

Controllo
Contrôle
Control
Kontrolle
Control

Montaggio sia a parete che ad angolo
Wall and corner mounting

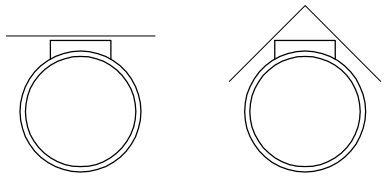

Montaggio a parete - Wall mounting

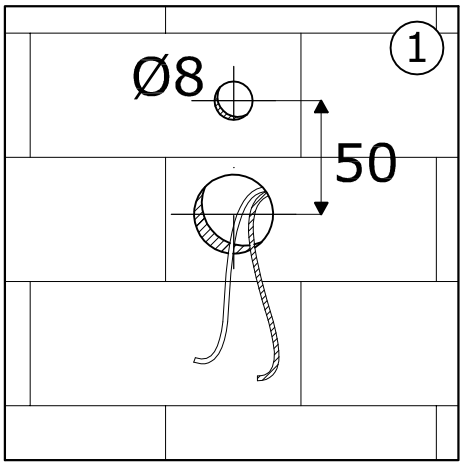

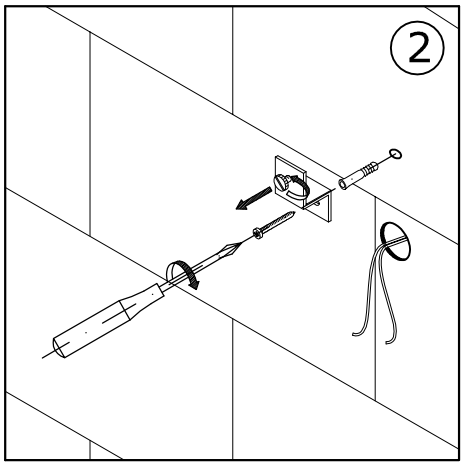

Montaggio ad angolo - Corner mounting

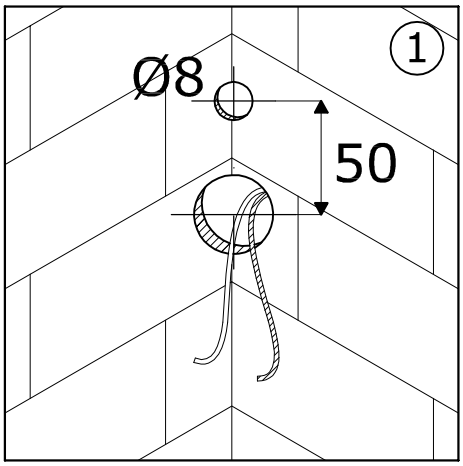

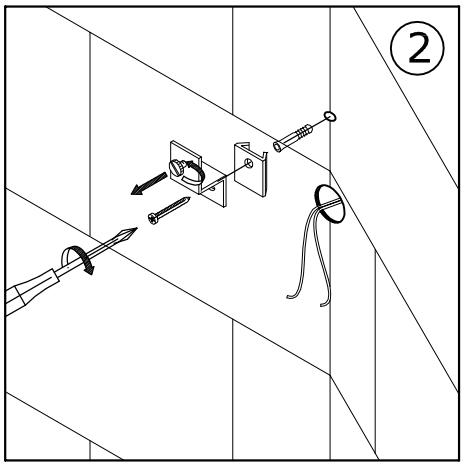

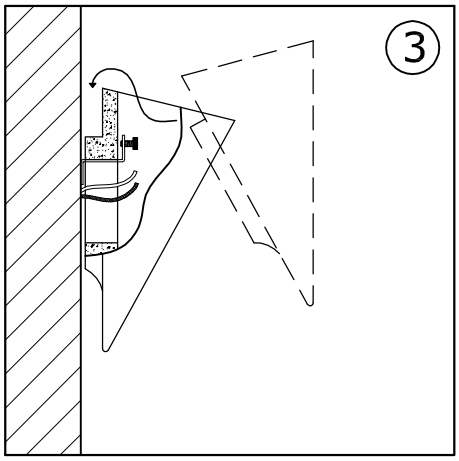
3

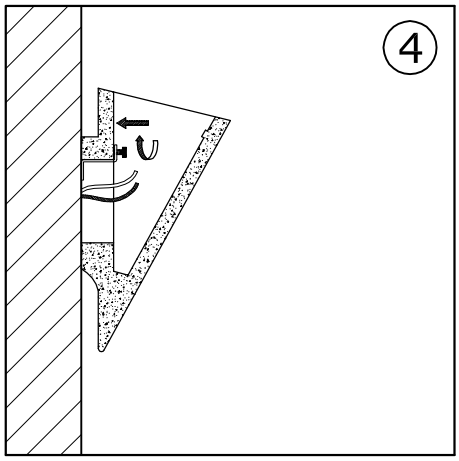
4

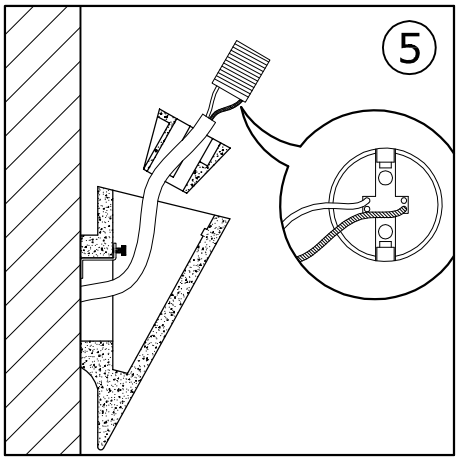
5

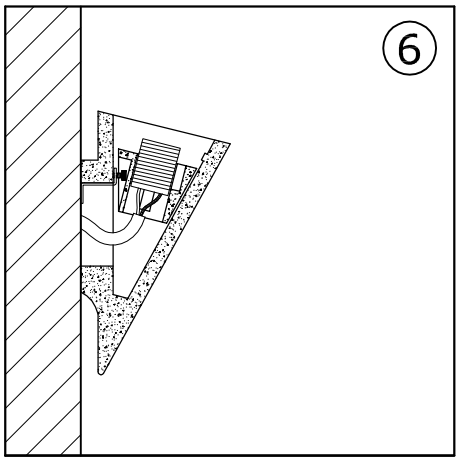
6

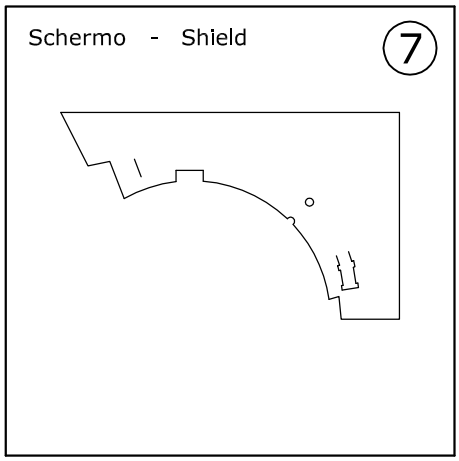
Schermo - Shield
7

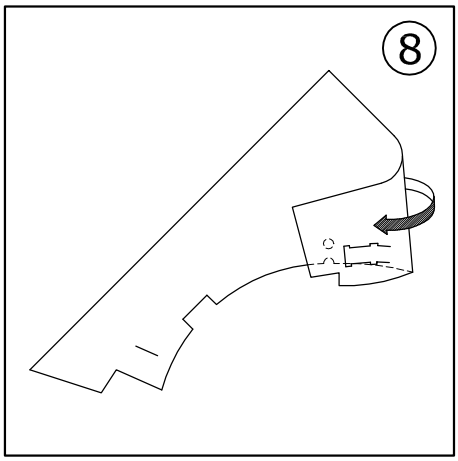
8

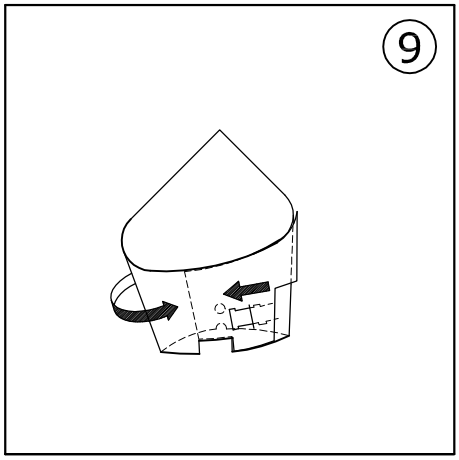
9

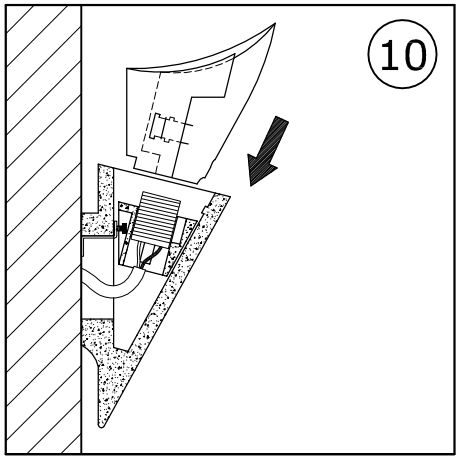
10

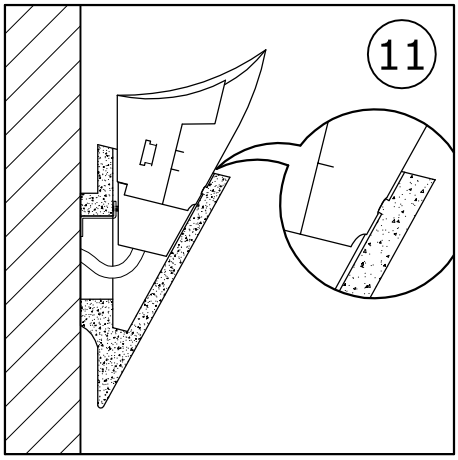
11

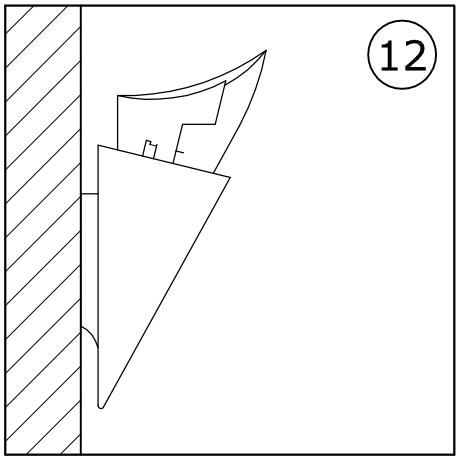
12

AVVERTENZE - WARNING - WARNUNG

- Mantenere tra l'apparecchio e il soggetto illuminato almeno 0,5 m.
- Keep a minimm distance of 0,5 m between the fitting and the illuminated object.
- Zwischen der Leuchte und dem zu beleuchtenden Objekt einen Mindestabstand von 0,5 m lassen.

- Utilizzare un cavo tripolare e portare il doppio isolamento del cavo sotto il traversino stringicavo, collegare il cavo giallo-verde nel morsetto avente il seguente simbolo.
- Use a three-pole lead and put the double insulation of the lead ander the cross-bar of the leadholder, connect the yellow-green lead to the clamp with the following symbol.
- Einen dreipoligen Leiter verwenden und die doppelte Isolierung des Leiters unter den Steg der Leiterhalterung führen, den gelb-grünen Leiter in der Klemme mit dem folgenden Symbol.