


X1

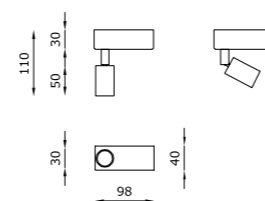


PRIETTORE MINIMALE.

X1 è un apparecchio illuminante da interni, disponibile con finitura bianca, nera, anodizzata rose gold e champagne e lenti intercambiabili, adatto per installazione a soffitto o a parete. Caratterizzato da un proiettore dalle alte prestazioni, dal design minimale per avere il minimo impatto visivo, dotato di braccio direzionabile e inclinabile sull'asse verticale di 360°: una luce puntuale che sa valorizzare spazi e ambienti con discrezione, linearità ed eleganza, rendendo ogni singolo dettaglio il protagonista all'interno dello spazio progettuale. Un prodotto che fa della resistenza e della precisione le sue carte vincenti.

MINIMAL PROJECTOR.

X1 is an indoor luminaire installable on ceilings or walls. It is available with white, black or anodized rose gold or champagne finishings and interchangeable lens. Characterized by a high-performance projector realized with an essential design to obtain a minimal visual impact, it is provided by an adjustable arm which can be inclined up to 360° vertically: a punctual light able to valorize space and environment in a subtle, uniform and elegant way, making every single detail the absolute protagonist of the architectonic project. A product which is by far the best choice in fact of resistance and precision.



A

CODE COMPOSITION

| | | | | | |
|------|---|---|---|-----------|---------------------|
| 1101 | 2 | S | E | ND | |
| | | | | | <i>light colour</i> |
| | | | | 27 | 2700K |
| | | | | 30 | 3000K |
| | | | | 40 | 4000K |
| | | | | | <i>lens</i> |
| | | | | 22 | 22° |
| | | | | 50 | 50° |
| | | | | | <i>finishing</i> |
| | | | | WH | white |
| | | | | BL | black |
| | | | | A1 | champagne |
| | | | | A2 | rose gold |

example of code composition 1101 **WH** 2 S **22** E **30** ND

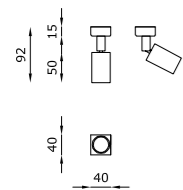
Indoor Surface stand alone



X1 (fig. A)
OmniDe Showroom
Arch. R. Oppido – London

TECHNICAL FEATURES

| | |
|-------------------------|--|
| Code | 1101 XX (fig. A) |
| Type | Projector ± 360° / ± 90° |
| Material | Aluminum |
| Finishing | White Black Champagne Rose Gold |
| Weight | 0.4 Kg |
| Mounting | Wall and ceiling |
| IP rating | IP40 |
| Insulation class | III |
| Control gear | Constant current electronic driver on board (included) |
| Lamp type | LED 500 mA |
| Lamp wattage | 1 x 6W |
| Luminous efficacy | 520 lm - 3000K |
| Light distribution | Beam 22° Beam 50° (on request) |
| Fitting | - |
| Light colour | White 3000K White 2700K 4000K (on request) |
| Voltage connection | 220-240V · 50/60Hz |
| CRI | >90 |
| Emergency | On request |
| Energy efficiency class | A++ |
| Note | On request available dimmable PUSH or DALI, remote installation. Black tige and box for X1 anodised champagne and anodised rose gold. |



B

CODE COMPOSITION

| | |
|---------------------|-----------|
| 1102_2_S_E_WD | |
| <i>light colour</i> | |
| 27 | 2700K |
| 30 | 3000K |
| 40 | 4000K |
| <i>lens</i> | |
| 22 | 22° |
| 50 | 50° |
| <i>finishing</i> | |
| WH | white |
| BL | black |
| A1 | champagne |
| A2 | rose gold |


example of code composition 1102 WH 2 S 22 E 30 WD

TECHNICAL FEATURES

| | |
|-------------------------|--|
| Code | 1102 XX (fig. B) |
| Type | Projector ± 360° / ± 90° |
| Material | Aluminum |
| Finishing | White Black Champagne Rose Gold |
| Weight | 0.4 Kg |
| Mounting | Wall and ceiling |
| IP rating | IP40 |
| Insulation class | III |
| Control gear | Constant current electronic driver, remote installation (not included) |
| Lamp type | LED 500 mA Vf: 11 VDC |
| Lamp wattage | 1 x 6W |
| Luminous efficacy | 520 lm - 3000K |
| Light distribution | Beam 22° Beam 50° (on request) |
| Fitting | - |
| Light colour | White 3000K White 2700K 4000K (on request) |
| Voltage connection | By driver (optional) |
| CRI | >90 |
| Emergency | On request |
| Energy efficiency class | A++ |
| Note | On request available dimmable PUSH or DALI, remote installation. Black tige and box for X1 anodised champagne and anodised rose gold. |

OPTIONAL ACCESSORIES

| product code | optional code | description | info |
|--------------|---------------|---|--|
| 1102 XX | H8500.E | Constant current electronic driver. Remote installation | Suitable for n°3 code 1102 XX - 500 mA |
| | H8500.C | Constant current electronic driver. Remote installation | Suitable for n°1 code 1102 XX - 500 mA |



X1 (fig. B)
Chalet Sauze d'Oulx – AB2ER, Lighting And

